

VAAN

GUNMETAL VEST



www.thelastinlineagain.blogspot.com



You will need this things to start building this model.

- Glue
- Tweezers
- Scissors
- X acto knife
- And some toothpicks.

Remember:

—————— it´s a mountain fold.

-.-.-.-.-.- it´s a valley fold.

Here is a new model from Dissidia Final Fantasy 012.

First build the left leg (1-11), then the right leg (12-22) and attach both legs together with pieces (23-26).

Now lets build the armor, first glue pieces (27-29), the red points are to place pieces (30-32),













Glue pieces (33, 34) and (35 –41), then attach all to the leg, do the same for the right leg.

Continue with pieces (57-61), the attach the details on the waist (62-66).

Glues pieces (67-72), notice some red points, these points must be glued together.

















Now finidh the body (73-79).

Lets start with the arms, first build the fingers (80-88), then, complete te glove (89-95) and the arm (96-104).

Buil piece (105) and attach pieces (106-109) on the red points.










Build the right arm (110-135) and attach to the body.

Construct pieces (136-138) and attach to the arm.

Now complete the chest (139, 140).

Start building the face (141-157).

Here comes the most difficult part, first build the right side of the hair (158-167).











Now le thef side of the hair (168-179), continue with the back side (180-193) and close the head with piece (194).

Glue all the details (195-203) and the necklace (231 -232).

To finish the model lets build the weapons, they are really easy.











HP w1907